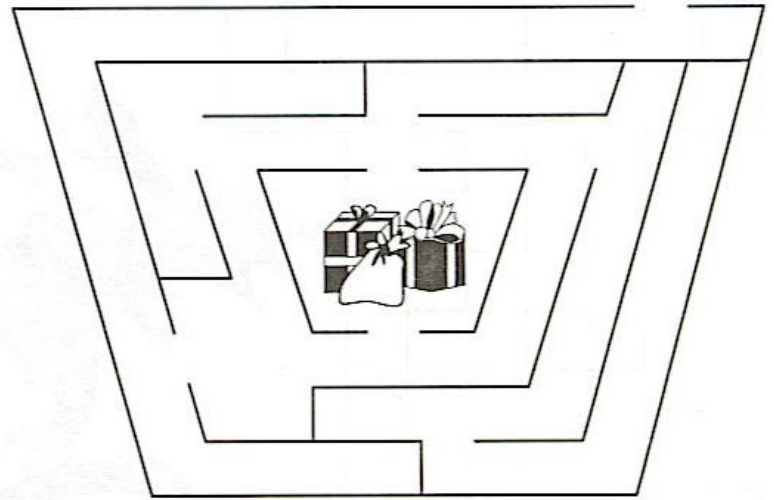



Math Enrichment 4-5









Home Work 11.

Problem 1 Try to get the present!




Problem 2

Draw the ornament that is missing.

Problem 3

Group the objects based on which shapes they remind you of.




Problem 4

Color the tallest tree that is to the right of the house, and the smallest tree to the left of the house. Draw the sun above the house. Draw the mushroom in front of the house. Cross out the same amount of red circles as the pine trees in the picture.



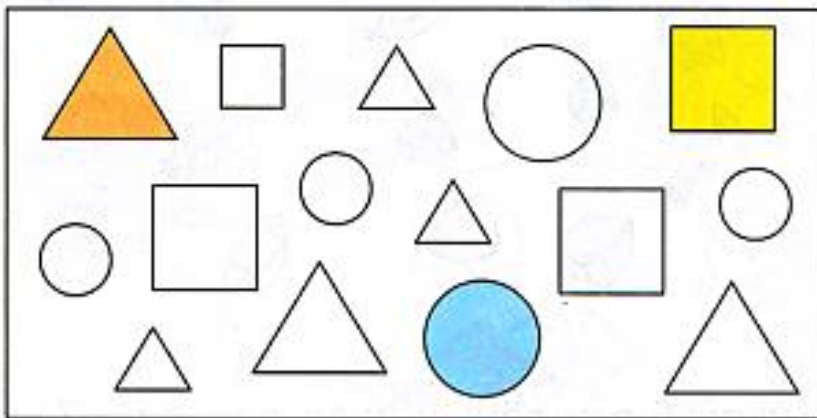
Problem 5

Match the cups to their plates.



Problem 6

Color in the triangles red, the circles blue, and the squares yellow. Count how many triangles, circles and squares are in the box. Connect the shapes below the number circles with the appropriate number in the circle.



- ①
- ②
- ③
- ④
- ⑤
- ⑥
- ⑦
- ⑧



Problem 7

Using different colors, trace the objects. How many objects did you find?




Problem 8 Finish the pattern.

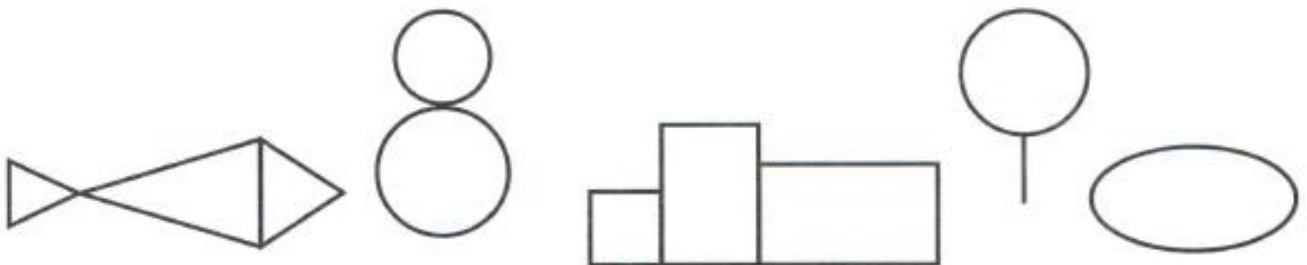


Problem 9

Look at the pattern below. Draw the next picture that is missing (pay attention to the number of leaves). Write in the blue boxes the number of leaves on each flower. Color in the flower that has the less leaves.



Do the magic trick. Finish the pictures below.



Problem10

Draw more scoops and color them in yellow so the total number of scoops is the same as the number on the ice cream cone

Then write a mathematical expression under each ice cream cone. YUM!

$$4+2=6$$

