

Math 4. Classwork 14.

Positive and negative numbers. Absolute value of a number.

$$\begin{cases} |a| = a, & \text{if } a \geq 0 \\ |a| = -a, & \text{if } a < 0 \end{cases}$$

1. Positive or negative value of m will make the following equalities true statements?

$$|m| = m$$

$$m = -m$$

$$|m| = -m$$

$$m + |m| = 0$$

$$-m = |-m|$$

$$m + |m| = 2m$$

$$m = |-m|$$

$$m - |m| = 2m$$

2. Numbers a , b and c are marked on the number line below:



Which of the following statements are true?

a. $a \cdot b < b$ or $a \cdot b > b$

b. $a \cdot b \cdot c < a$ or $a \cdot b \cdot c > a$

c. $-a \cdot c < c$ or $-a \cdot c > c$

3. Rewrite without the parenthesis:

a. $a - (b - (c + 4)) =$

b. $x - (3 - (x + 6)) =$

c. $a - (a - (a - 10)) =$

d. $c - (c - (c - d)) =$

Complex fractions.

Complex fractions are formed by two fractional expressions, one on the top and the other one on the bottom, for example:

$$\frac{\frac{1}{2} + \frac{1}{3}}{\frac{7}{9} - \frac{2}{5}}$$

The fraction bar is a just another way to write the division sign, so we can re-write:

$$\frac{\frac{1}{2} + \frac{1}{3}}{\frac{2}{3} + \frac{1}{4}} = \left(\frac{1}{2} + \frac{1}{3}\right) \div \left(\frac{2}{3} + \frac{1}{4}\right)$$

It is easy to simplify a complex fraction:

$$\frac{\frac{1}{2} + \frac{1}{3}}{\frac{2}{3} + \frac{1}{4}} = \left(\frac{1}{2} + \frac{1}{3}\right) \div \left(\frac{2}{3} + \frac{1}{4}\right) = \frac{\frac{3}{6} + \frac{2}{6}}{\frac{8}{12} + \frac{3}{12}} = \frac{\frac{5}{6}}{\frac{11}{12}} = \frac{5}{6} \div \frac{11}{12} = \frac{5}{6} \cdot \frac{12}{11} = \frac{5}{1} \cdot \frac{2}{11} = \frac{10}{11}$$

Exercises.

Compute:

$$\frac{6}{1 - \frac{1}{3}} =$$

$$\frac{1 - \frac{1}{6}}{2 + \frac{1}{6}} =$$

$$\frac{\frac{1}{2} + \frac{3}{4}}{\frac{1}{2}} =$$

$$\frac{\frac{7}{10} + \frac{1}{3}}{\frac{7}{10} + \frac{1}{2}} =$$

Solve the following equations:

$$3 - \frac{5}{7}t = 1 - \frac{3}{7}t;$$

$$\frac{1}{8}u - 2 = \frac{5}{8}u + 1;$$

GRAPHS

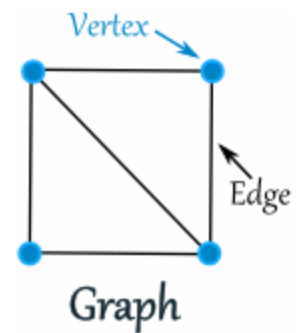
A graph (G) is a mathematical model consisting of a finite set of vertices (V) and a finite set of edges (E). The vertices, represented by points, may be connected by edges, represented by line segments.

.Lines of the graphs- Segments

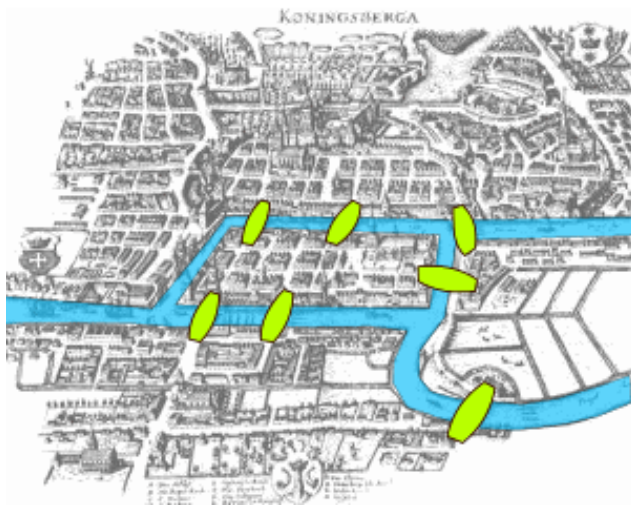
Points where segments intersect- VERTICES (“Vertex” in singular) or NODES

The number of segments originating from a vertex is called THE DEGREE OF THE VERTEX. In other words, the degree of a node is the number of edges touching it.

A vertex that has degree equal to zero is called an isolated vertex.

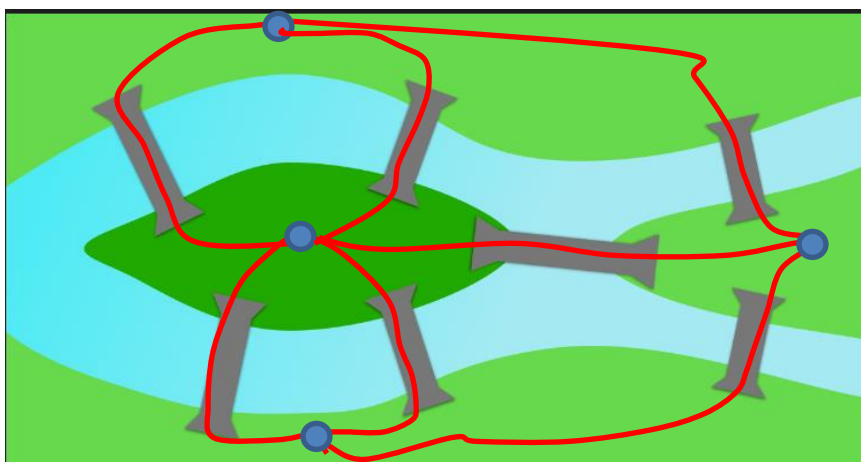


The old town of Königsberg has seven bridges:



Can you leave your home, take a walk through the town, visiting each part of the town and returning home crossing each bridge only once?

Euler (pronounced as [Oiler]) showed that the possibility of a walk through a graph, traversing each edge exactly once, depends on the degrees of the nodes.



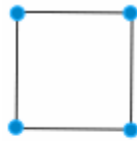
An Eulerian cycle, Eulerian **circuit** in a graph is a cycle that uses each edge exactly once and it ends in the vertex from which it started. If such a cycle exists, the graph is called Eulerian.

An Eulerian path uses each edge exactly once but it ends in a different vertex

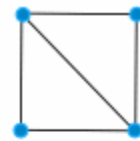
A graph can be drawn with a single line if and ONLY

if:

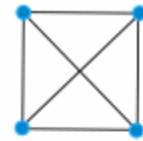
1. The graph is connected
2. The number of vertices with the odd degrees in the graph are 0 or 2



1



2



3



4



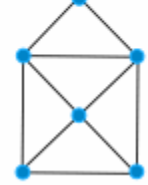
5



6



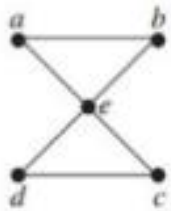
7




8

# of ODD Vertices	Implication (for a connected graph)
0	There is at least one Euler Circuit.
2	There is no Euler Circuit but at least 1 Euler Path.
more than 2	There are no Euler Circuits or Euler Paths.

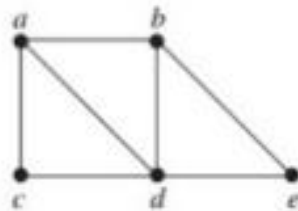
Which of the Graphs have Euler path and which have Euler's Circuit?



1. G_1



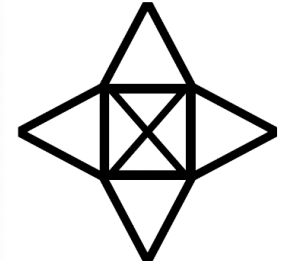
2. G_2



3. G_3



4. G_4



5. G_5