



















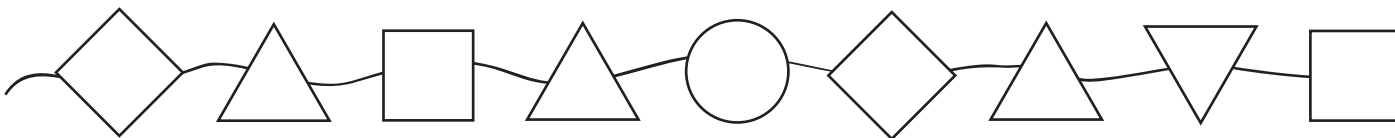




Billy and Greta cleaned the room after playing but made a few mistakes while placing toys on shelves. Can you fix it? Each shelf should have 5 toys and they all should have something in common. You can cut and glue toys in correct order, or draw arrows to point to the correct shelf, or cross out and draw the correct ones in the empty space.

Greta decided to make a necklace for her mother. She chose green for the circle shape, yellow for squares, and she placed red triangles to the left from the circle, and blue triangles to the right from the circle. Color the shapes.





Billy saw what Greta made and decided to make a more organized bracelet. Use some of the Greta's beads and create a pattern for Billy's bracelet. (For example square - triangle - square - triangle, or any other pattern. And don't forget about colors!)



Mary planted 9 roses and some violets between roses.
 Draw the picture to find how many violets Mary planted.

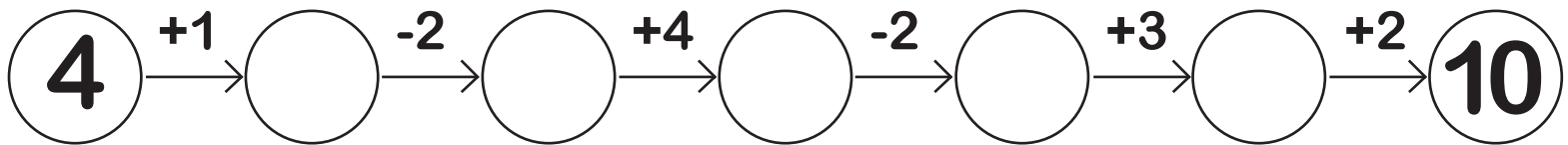


Billy noticed that the wheel on his bike has 8 spokes,
 how many spaces are there between spokes?

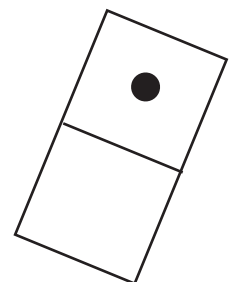
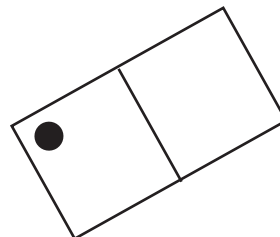
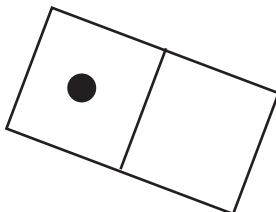
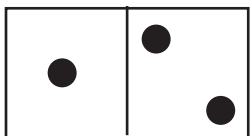


This is Alex. He want to give Mary and Anna balloons.
 Color in the balloons if Alex is holding the red balloon
 in his right hand and the blue one in his left hand.
 Guess who Mary is and who Anna is if Mary is holding
 an apple in her right hand (color in Mary's apple green)
 and Anna is holding an apple in her left hand (color in
 Anna's apple in red. Write the girl's names in the boxes
 below girls.















Fill in missing numbers:



Make all dominoes look the same:



Throw 2 dices and sum the results, write the numbers that you got on dices in the corresponding house with the resulting sum on the roof. The order of numbers doesn't matter, so we got really small houses. Continue until all the houses will be filled with numbers.



Color in the picture according to the color scheme:



1.



2.



3.



4.



5.



6.

