


## Enrichment 3-4

### Homework 22



#### Problem 1

Color the picture according to the code.



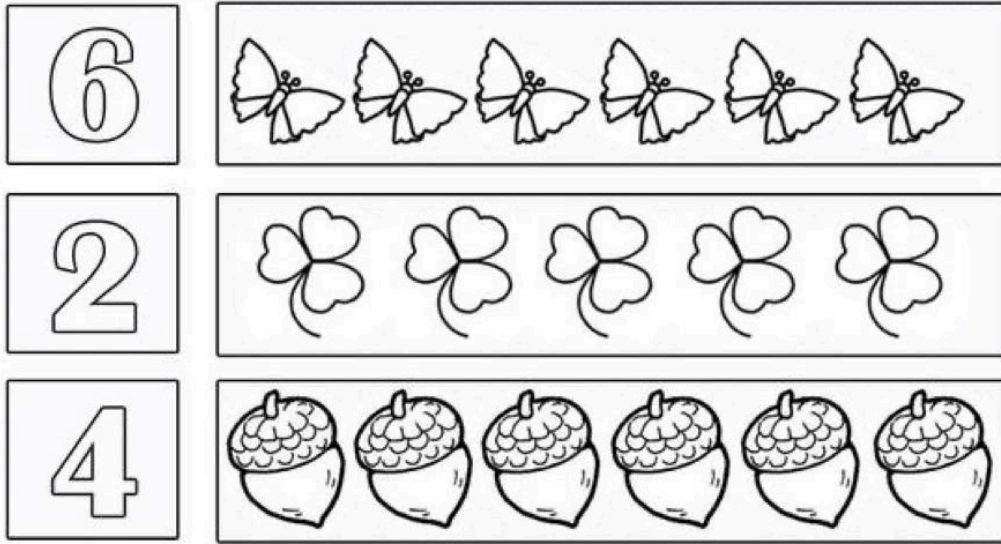
#### Problem 2

Identify objects inside the frame. Then, choose one of three pictures that has only the same objects that you identified inside the frame.




### Problem 3

Color only the number of the objects that matches the number on the left.




### Problem 4

Finish the picture: draw two **gold** (yellow) fishes **inside** the fish bowl; draw a **red** pillow **on** the couch; draw a **blue** picture frame **on** the wall **between** the windows; draw a **green** ball **on** the carpet.



**Problem 5**

Help the ant find his way out of the house.



### Problem 6

Circle the object that comes next in the pattern.

### Problem 7

Pair up the objects (connect them by a line), and explain your choice.





### Problem 8

Color all the Y's in yellow and all the Z's in green. Count how many of each letter you have found (draw the dots in the box).

Y Z z Y I Z Y -   
M z Y Y W Y z -   
E Z H N z Y Z

### Problem 9

Who is in the picture? Let your child describe as many details as possible using adjectives - describing the look, the clothing, emotions and actions.

Label the picture with the numbers according to the order of events in the story.

