

Соедини каждую картинку с той буквой, на которую начинается слово



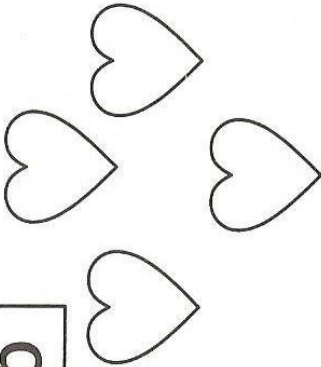
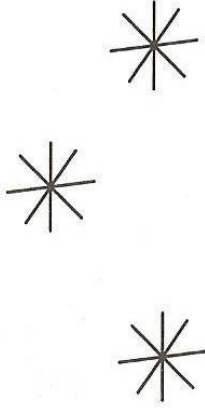
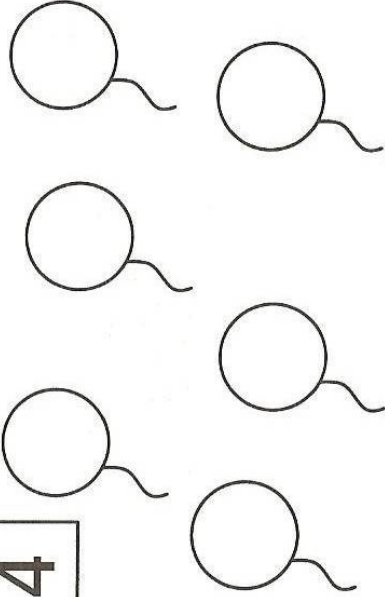
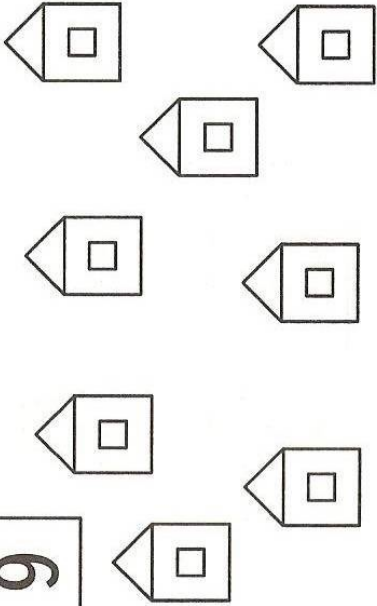
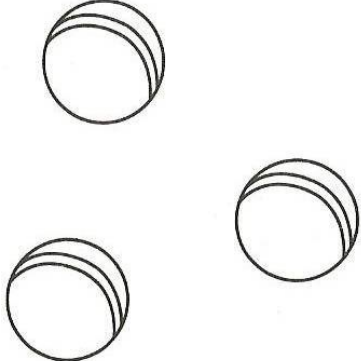
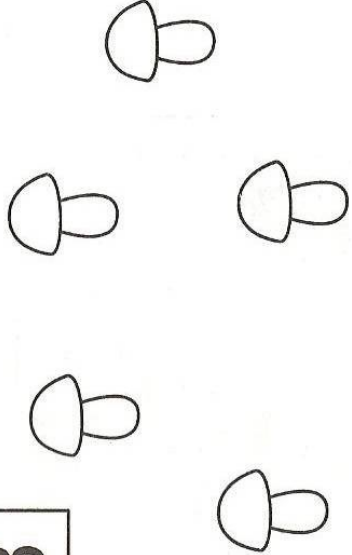
В



Б



В каждой рамочке дорисуй или зачеркни столько предметов, чтобы их количество соответствовало числу в квадрате.

<p>5</p> 	<p>7</p> 
<p>4</p> 	<p>9</p> 
<p>6</p> 	<p>3</p> 

Сосчитай точки в квадратах, соедини линией с подходящей цифрой.

1

6

2

4

3












10

5

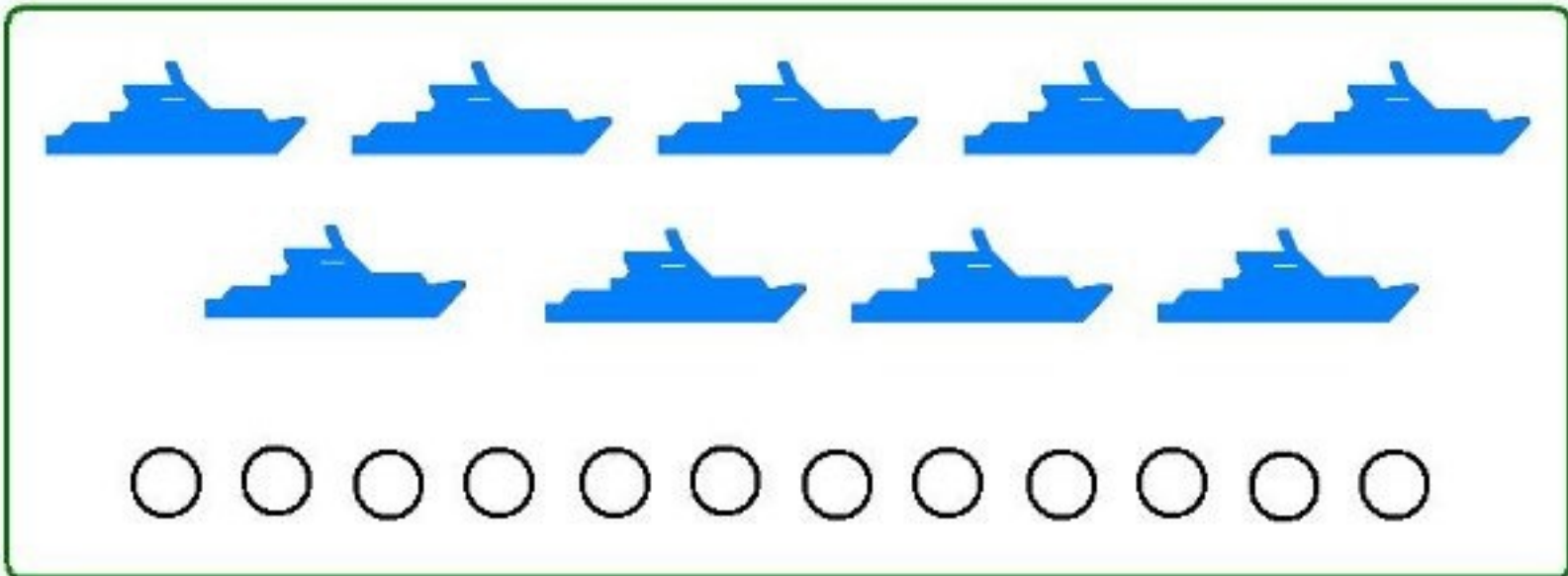
8

7

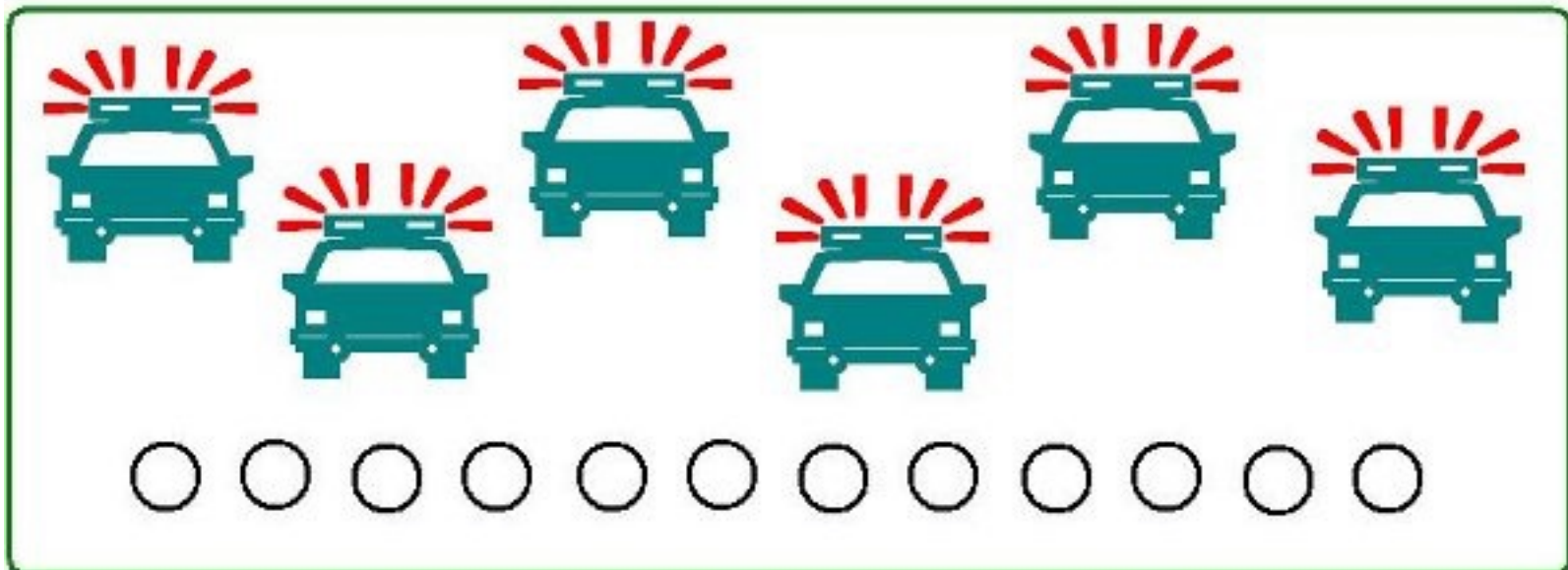
9



Закрась столько же кружков, сколько кораблей или машин.




A green-bordered box containing two rows of blue ship icons. The top row has five ships, and the bottom row has four ships. Below the ships is a horizontal row of twelve empty circles for coloring.



A green-bordered box containing two rows of teal car icons with red light bars. The top row has three cars, and the bottom row has three cars. Below the cars is a horizontal row of twelve empty circles for coloring.

Проложи дорогу по цифрам, чтобы девочка получила свой подарок.




A grid puzzle with numbers and a path highlighted. The grid is composed of several rows and columns of cells. The numbers in the cells are as follows:

		6	7	8	9
		5	12	11	10
8	1	4	13	14	18
5	2	3	9	15	19
9	7	12	11		
4	1	5	13		

The path is highlighted with a grey brushstroke, starting from the gift icon (top left) and ending at the girl icon (bottom right). The path consists of the following cells: (Row 3, Column 2) with number 1, (Row 4, Column 2) with number 2, (Row 4, Column 3) with number 3, (Row 4, Column 4) with number 9, (Row 4, Column 5) with number 15, (Row 3, Column 4) with number 13, (Row 3, Column 3) with number 4, (Row 2, Column 3) with number 5, (Row 2, Column 4) with number 11, (Row 2, Column 5) with number 10, (Row 1, Column 4) with number 8, (Row 1, Column 5) with number 9.

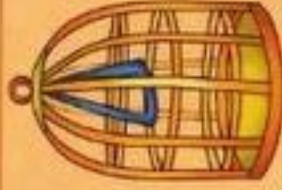


 Кто потерялся?

- Как называется эта сказка? Посмотри, все ли герои на своих местах.



КТО ГДЕ ЖИВЕТ?



По какой дорожке колобок сможет добраться до леса? Покажи его путь линией.

